
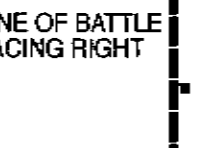
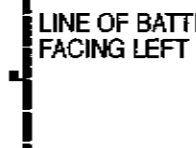

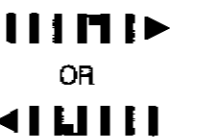



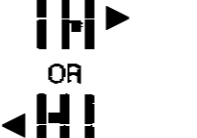



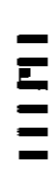
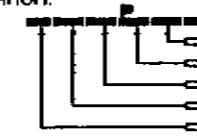
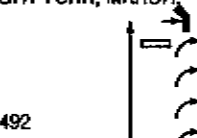
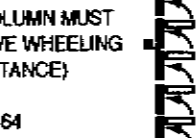




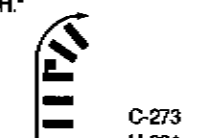


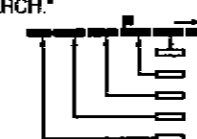
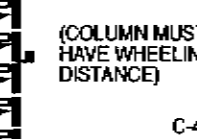
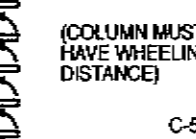

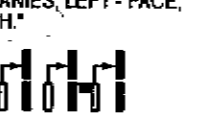
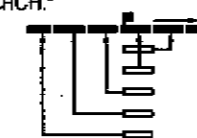


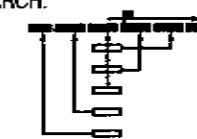


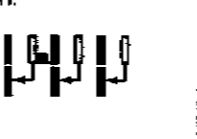
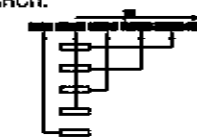
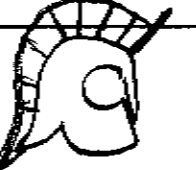
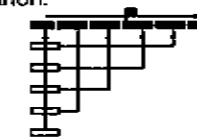
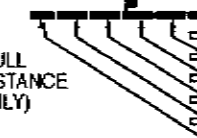

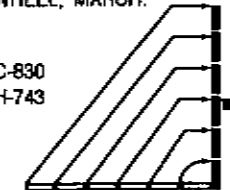
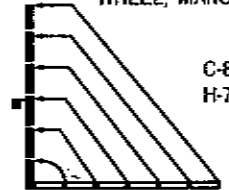

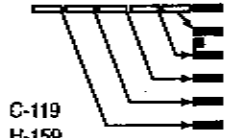






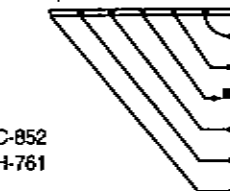
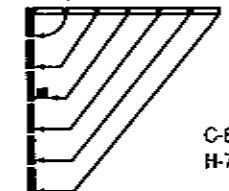




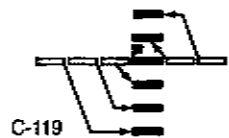



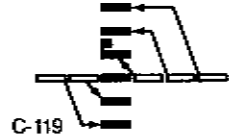
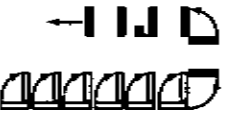

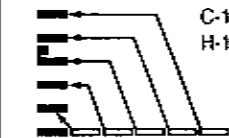



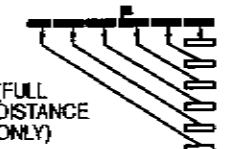











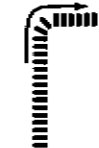






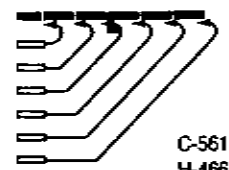





## FORMATION CHANGE MATRIX - FROM COLUMN OF COMPANIES

FORMATION YOU WISH TO ADAPT FORMATION YOU ARE IN	A  LINE OF BATTLE FACING FRONT	B  LINE OF BATTLE FACING RIGHT	C  LINE OF BATTLE FACING LEFT	D  LINE OF BATTLE FACING REAR	E COLUMN OF COMPANIES  OR 	F  MARCHING BY THE FLANK	G COLUMN OF DIVISIONS 	H COLUMN OF DIVISIONS  OR 	I DOUBLE COLUMN 	J SQUARE 
1 COLUMN OF COMPANIES 	*ON THE (1ST) COMPANY, DEPLOY COLUMN, BATTALION, LEFT - FACE, MARCH.*  C-555 H-510	*ON THE RIGHT INTO LINE, BATTALION, GUIDE RIGHT.* EACH DIVISION IN TURN: "RIGHT TURN, MARCH."  C-492 H-399	*LEFT INTO LINE WHEEL, MARCH.*  (COLUMN MUST HAVE WHEELING DISTANCE) C-464 H-390	*INTO LINE, FACED TO THE REAR, BATTALION, RIGHT - FACE, MARCH.*  C-561 H-466	*BATTALION RIGHT WHEEL MARCH.*  C-273 H-231	*BATTALION, BY THE RIGHT FLANK, BY FILE LEFT, MARCH.*  C-248 H-207	*FORM DIVISIONS, LEFT COMPANIES, LEFT - FACE, MARCH.*  C-456 H-364	NO DIRECT METHOD OF CHANGE.. *BATTALION RIGHT WHEEL MARCH.*  C-273 H-231	*FORM DOUBLE COLUMN RIGHT WING, RIGHT - FACE, MARCH.*  C-982	*FORM COLUMN OF DIVISIONS PER (C) AND THEN: "FORM SQUARE, RIGHT AND LEFT INTO LINE WHEEL, MARCH."*  C-999 - 1039 H-817 - 847
2	*ON THE (2ND) COMPANY, DEPLOY COLUMN, BATTALION, OUTWARD - FACE, MARCH.*  C-555 H-510	*BY INVERSION, RIGHT INTO LINE WHEEL, BATTALION, GUIDE RIGHT, MARCH.*  (COLUMN MUST HAVE WHEELING DISTANCE) C-484 H-407	*BY THE REAR OF COLUMN LEFT, INTO LINE, WHEEL, MARCH.*  (COLUMN MUST HAVE WHEELING DISTANCE) C-503 H-493		*BATTALION GUIDE RIGHT.* *BATTALION, LEFT WHEEL MARCH.*  C-273 H-231	(ALSO REFER TO CASEY SCHOOL OF THE COMPANY PARAGRAPHS 319 & 320 AND HARDEE SCHOOL OF THE COMPANY PARAGRAPHS 314 & 315).		THEN: *FORM DIVISIONS, LEFT COMPANIES, LEFT - FACE, MARCH.*  C-456 H-364		
3	*ON THE (3RD) COMPANY, DEPLOY COLUMN, BATTALION, OUTWARD - FACE, MARCH.*  C-555 H-510				*CHANGE DIRECTION BY THE RIGHT FLANK, BATTALION RIGHT FACE MARCH.*  C-365 H-306			*BATTALION GUIDE RIGHT.* *BATTALION, LEFT WHEEL MARCH.*  C-273 H-231		
4	*ON THE (4TH) COMPANY, DEPLOY COLUMN, BATTALION, OUTWARD - FACE, MARCH.*  C-555 H-510				*CHANGE DIRECTION BY THE LEFT FLANK, BATTALION LEFT FACE MARCH.*  C-365 H-306			*FORM DIVISIONS, LEFT COMPANIES, LEFT - FACE, MARCH.*  C-456 H-364		
5	*ON THE (5TH) COMPANY, DEPLOY COLUMN, BATTALION, OUTWARD - FACE, MARCH.*  C-555 H-510							ALTERNATE METHOD: FORM COLUMN OF DIVISIONS FIRST, THEN CHANGE DIRECTION.		
6	*ON THE (6TH) COMPANY, DEPLOY COLUMN, BATTALION, OUTWARD - FACE, MARCH.*  C-555 H-510									
7	*FORWARD INTO LINE, BY COMPANY, LEFT HALF WHEEL, MARCH.*  (FULL DISTANCE ONLY) H-452									








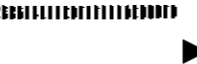
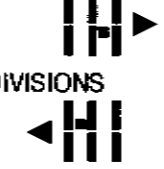



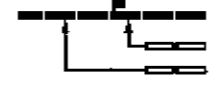
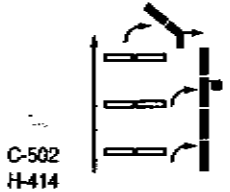
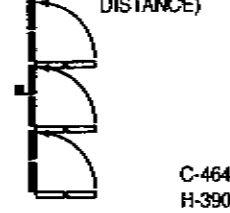
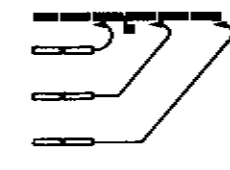
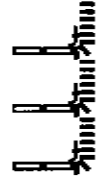



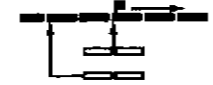
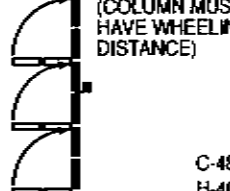
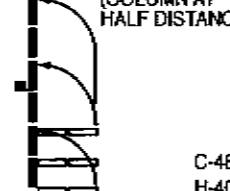

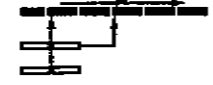


## FORMATION CHANGE MATRIX - FROM MARCHING BY THE FLANK

	FORMATION YOU WISH TO ADAPT	FORMATION YOU ARE IN	(A) LINE OF BATTLE FACING RIGHT	(B) LINE OF BATTLE FACING LEFT	(C) LINE OF BATTLE FACING THE REAR	(D) COLUMN OF COMPANIES	(E) COLUMN OF COMPANIES	(F) MARCHING BY THE FLANK	(G) COLUMN OF DIVISIONS	(H) COLUMN OF DIVISIONS	(I) COLUMN OF DIVISIONS	(J) DIVISION COLUMNS
1	 LINE OF BATTLE	"CHANGE FRONT FORWARD ON FIRST COMPANY, BY COMPANY, RIGHT HALF WHEEL, MARCH." C-830 H-743 	"CHANGE FRONT FORWARD ON FIRST COMPANY, BY COMPANY, RIGHT HALF WHEEL, MARCH." C-830 H-743 	"FACE BY THE REAR RANK, BATTALION ABOUT - FACE." C-730 H-664 	"CLOSE COLUMN BY COMPANY, ON THE FIRST COMPANY, RIGHT IN FRONT, BATTALION, RIGHT - FACE, MARCH." C-119 H-159 	"BY COMPANY, RIGHT WHEEL, MARCH." C-78 H-69 	"BATTALION RIGHT - FACE." (BATTALION LEFT - FACE.) C-805 H-772 	"CLOSE COLUMN BY DIVISION, ON THE FIRST DIVISION, RIGHT IN FRONT, BATTALION, RIGHT - FACE, MARCH." C-152 H-119 	"BY DIVISION, RIGHT WHEEL, MARCH." C-78 H-69 	"DOUBLE COLUMN, AT HALF DISTANCE, BATTALION, INWARD - FACE, MARCH." C-874 H-776 	"DIVISION COLUMNS, AT COMPANY DISTANCE, BATTALION, INWARD - FACE MARCH." C-908 	
2		"CHANGE FRONT TO THE REAR, ON FIRST COMPANY, BATTALION ABOUT-FACE BY COMPANY, LEFT HALF WHEEL, MARCH." C-852 H-761 	"CHANGE FRONT TO THE REAR, ON SIXTH COMPANY, BATTALION ABOUT-FACE BY COMPANY, LEFT HALF WHEEL, MARCH." C-852 H-761 		"CLOSE COLUMN BY COMPANY, ON THE SECOND COMPANY, RIGHT IN FRONT, BATTALION, INWARD - FACE, MARCH." C-119 H-159 	"BY THE RIGHT OF COMPANIES TO THE REAR INTO COLUMN, BATTALION RIGHT - FACE, MARCH." C-108 H-87 		"CLOSE COLUMN BY DIVISION, ON THE SECOND DIVISION, RIGHT IN FRONT, BATTALION, INWARD - FACE, MARCH." C-152 H-119 	"BY THE RIGHT OF DIVISIONS TO THE REAR INTO COLUMN, BATTALION RIGHT - FACE, MARCH." C-106 H-87 			
3					"CLOSE COLUMN BY COMPANY, ON THE THIRD COMPANY, RIGHT IN FRONT, BATTALION, INWARD - FACE, MARCH." C-119 H-159 	"BY COMPANY, LEFT WHEEL, MARCH." C-104 H-84 (NOTE THIS PUTS THE COLUMN LEFT IN FRONT) 		"CLOSE COLUMN BY DIVISION, ON THE THIRD DIVISION, RIGHT IN FRONT, BATTALION, LEFT - FACE, MARCH." C-152 H-119 	"BY DIVISION, LEFT WHEEL, MARCH." C-104 H-84 (NOTE THIS PUTS THE COLUMN LEFT IN FRONT) 			
4					"CLOSE COLUMN BY COMPANY, ON THE FOURTH COMPANY, RIGHT IN FRONT, BATTALION, INWARD - FACE, MARCH." C-119 H-159 	"BREAK TO THE RIGHT TO MARCH TO THE LEFT, BY COMPANY, RIGHT WHEEL, MARCH." C-106 H-86 						
5					"CLOSE COLUMN BY COMPANY, ON THE FIFTH COMPANY, RIGHT IN FRONT, BATTALION, INWARD - FACE, MARCH." C-119 H-159 							
6					"CLOSE COLUMN BY COMPANY, ON THE SIXTH COMPANY, RIGHT IN FRONT, BATTALION, INWARD - FACE, MARCH." C-119 H-159 							




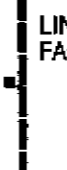

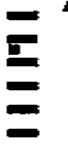






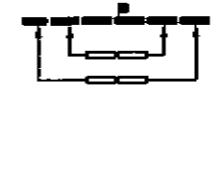
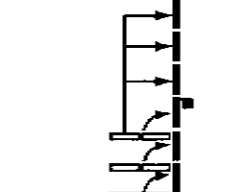


## FORMATION CHANGE MATRIX - FROM MARCHING BY THE FLANK

	(A) LINE OF BATTLE FACING FRONT	(B) LINE OF BATTLE FACING RIGHT	(C) LINE OF BATTLE FACING LEFT	(D) LINE OF BATTLE FACING REAR	(E) COLUMN OF COMPANIES	(F) COLUMN OF COMPANIES	(G) MARCHING BY THE FLANK	(H) COLUMN OF DIVISIONS	(I) COLUMN OF DIVISIONS	(J) DOUBLE COLUMN
FORMATION YOU WISH TO ADAPT	FORMATION YOU ARE IN									
1 MARCHING BY THE FLANK	<p>THE BATTALION WILL FIRST HAVE TO FORM A COLUMN OF COMPANIES.</p> <p>"BY COMPANY INTO LINE, MARCH."</p>  <p>THEN:</p> <p>"FORWARD INTO LINE, BY COMPANY, LEFT HALF WHEEL, MARCH."</p>  <p>(FULL DISTANCE ONLY)</p> <p>H-452</p>	<p>"ON THE RIGHT, BY FILE, INTO LINE, MARCH."</p>  <p>C-820 H-735</p>	<p>"BATTALION - FRONT."</p> 	<p>NO DIRECT METHOD OF CHANGE. THE EASIEST WAY WOULD BE TO HAVE THE BATTALION "BY FILE LEFT - MARCH."</p>  <p>AND THEN "FRONT" INTO LINE OF BATTLE.</p> 	<p>"BATTALION, BY COMPANY, INTO LINE, MARCH."</p> 	<p>NO DIRECT METHOD OF CHANGE.</p> <p>"BY FILE RIGHT, MARCH."</p>  <p>THEN:</p> <p>"BATTALION, BY COMPANY, INTO LINE, MARCH."</p> 	<p>"BY FILE RIGHT, MARCH."</p> 	<p>NO DIRECT METHOD OF CHANGE.</p> <p>"BATTALION, BY COMPANY, INTO LINE, MARCH."</p>  <p>THEN:</p> <p>"BATTALION, BY COMPANY, INTO LINE, MARCH."</p>  <p>THEN:</p> <p>"FORM DIVISIONS, LEFT COMPANIES, LEFT - FACE MARCH."</p>  <p>C-456 H-364</p>	<p>NO DIRECT METHOD OF CHANGE.</p> <p>"BY FILE RIGHT, MARCH."</p>  <p>THEN:</p> <p>"BATTALION, BY COMPANY, INTO LINE, MARCH."</p>  <p>THEN:</p> <p>"FORM DIVISIONS, LEFT COMPANIES, LEFT - FACE MARCH."</p>  <p>C-456 H-364</p>	<p>NO DIRECT METHOD OF CHANGE.</p> <p>THE BATTALION MUST FIRST FORM A LINE OF AS SHOWN AT LEFT.</p> <p>THEN:</p> <p>"DOUBLE COLUMN, AT HALF DISTANCE, BATTALION, INWARD - FACE, MARCH."</p>  <p>C-874 H-776</p>
2	<p>ALTERNATE METHOD:</p> <p>"BY FILE RIGHT, MARCH."</p>  <p>THEN:</p> <p>"BATTALION - FRONT."</p> 			<p>ALTERNATE METHOD:</p> <p>"BATTALION, BY COMPANY, INTO LINE, MARCH."</p>  <p>THEN:</p> <p>"INTO LINE, FACED TO THE REAR, BATTALION, RIGHT - FACE, MARCH."</p>  <p>C-561 H-466</p>		<p>"BY FILE LEFT, MARCH."</p>  <p>THEN:</p> <p>"BATTALION, BY COMPANY, INTO LINE, MARCH."</p> 			<p>"BY FILE LEFT, MARCH."</p>  <p>THEN:</p> <p>"BATTALION, BY COMPANY, INTO LINE, MARCH."</p>  <p>THEN:</p> <p>"FORM DIVISIONS, LEFT COMPANIES, LEFT - FACE MARCH."</p> 	
3										
4										
5				<p>ALTERNATE METHOD:</p> <p>"FORM COLUMN OF BATTLE PER (A) AND THEN FACE BY THE REAR RANK"</p>		<p>ALTERNATE METHOD:</p> <p>"FORM COLUMN OF COMPANIES FIRST, THEN CHANGE DIRECTION."</p>			<p>ALTERNATE METHOD:</p> <p>"FORM COLUMN OF DIVISIONS FIRST, THEN CHANGE DIRECTION."</p>	

### FORMATION CHANGE MATRIX - FROM COLUMN OF DIVISIONS

FORMATION YOU WISH TO ADAPT FORMATION YOU ARE IN	(A)	(B)	(C)	(D)	COLUMN OF COMPANIES (E)	COLUMN OF COMPANIES (F)	MARCHING BY THE FLANK (G)	COLUMN OF DIVISIONS (H)	DOUBLE COLUMN (I)	SQUARE (J)
										
(1) COLUMN OF DIVISIONS	"ON THE (FIRST) DIVISION, DEPLOY COLUMN, BATTALION, LEFT - FACE, MARCH." 	"ON THE (FIRST) DIVISION, DEPLOY COLUMN, BATTALION, LEFT - FACE, MARCH." 	"ON THE (FIRST) DIVISION, DEPLOY COLUMN, BATTALION, LEFT - FACE, MARCH."  C-502 H-414	"ON THE (FIRST) DIVISION, DEPLOY COLUMN, BATTALION, LEFT - FACE, MARCH."  (COLUMN MUST HAVE WHEELING DISTANCE) C-464 H-390	"ON THE (FIRST) DIVISION, DEPLOY COLUMN, BATTALION, LEFT - FACE, MARCH."  C-561	NO DIRECT METHOD OF CHANGE POSSIBLE. BATTALION MUST DEPLOY INTO LINE OF BATTLE AND THEN PLOY INTO A COLUMN OF COMPANIES.	NO DIRECT METHOD OF CHANGE POSSIBLE. BATTALION MUST DEPLOY INTO LINE OF BATTLE AND THEN PLOY INTO A COLUMN OF COMPANIES CHANGING DIRECTION EITHER BEFORE OR AFTER THE FORMATION CHANGE.  C-248 H-207	"BATTALION, BY THE RIGHT FLANK, BY FILE LEFT, MARCH."  C-273 H-231	"BATTALION, BY THE RIGHT FLANK, BY FILE LEFT, MARCH."  C-273 H-231	NO DIRECT METHOD OF CHANGE POSSIBLE. BATTALION MUST EITHER FORM A LINE OF BATTLE PER (1A) AND THEN DOUBLE COLUMN.  C-999 - 1039 H-817 - 847
(2)	"ON THE (SECOND) DIVISION, DEPLOY COLUMN, BATTALION, OUTWARD - FACE, MARCH."  C-621 H-563	"ON THE (SECOND) DIVISION, DEPLOY COLUMN, BATTALION, OUTWARD - FACE, MARCH."  (COLUMN MUST HAVE WHEELING DISTANCE) C-484 H-407	"ON THE (SECOND) DIVISION, DEPLOY COLUMN, BATTALION, OUTWARD - FACE, MARCH."  (COLUMN AT HALF DISTANCE) C-484 H-407				(ALSO REFER TO CASEY SCHOOL OF THE COMPANY PARAGRAPHS 319 & 320 AND HARDEE SCHOOL OF THE COMPANY PARAGRAHS 314 & 315).	"BATTALION, GUIDE RIGHT, LEFT WHEEL, MARCH."  C-273 H-231		
(3)	"ON THE (THIRD) DIVISION, DEPLOY COLUMN, BATTALION, OUTWARD - FACE, MARCH."  C-621 H-563	ALTERNATE METHOD: CHANGE DIRECTION PER (1H) OR (2H) AND THEN DEPLOY PER (1A) 	ALTERNATE METHOD: CHANGE DIRECTION PER (1H) OR (2H) AND THEN DEPLOY PER (1A) 							

### FORMATION CHANGE MATRIX - FROM DOUBLE COLUMN

FORMATION YOU WISH TO ADAPT FORMATION YOU ARE IN	(A)	(B)	(C)	(D)	COLUMN OF COMPANIES (E)	COLUMN OF COMPANIES (F)	MARCHING BY THE FLANK (G)	COLUMN OF DIVISIONS (H)	SQUARE (I)	DIVISION COLUMNS (J)
										 (MINIMUM OF SEVEN COMPANIES REQUIRED)
(1) DOUBLE COLUMN	"DEPLOY COLUMN, BATTALION, OUTWARD - FACE, MARCH."  C-946 H-796	"RIGHT INTO LINE WHEEL, LEFT COMPANIES ON THE RIGHT INTO LINE, BATTALION, GUIDE RIGHT MARCH."  C-958 H-803	"LEFT INTO LINE WHEEL, RIGHT COMPANIES ON THE LEFT INTO LINE, BATTALION, GUIDE LEFT MARCH."  C-958 H-803	NO DIRECT METHOD OF CHANGE, THE EASIEST WAY WOULD BE TO FORM LINE OF BATTLE PER (1A) THEN FACE BY THE REAR RANK.	NO DIRECT METHOD OF CHANGE FOUND IN CASEY'S. THE COLUMN WOULD HAVE TO DEPLOY INTO LINE OF BATTLE AND THEN PLOY INTO A COLUMN OF COMPANIES.	NO DIRECT METHOD OF CHANGE FOUND IN CASEY'S. THE COLUMN WOULD HAVE TO DEPLOY INTO LINE OF BATTLE AND THEN PLOY INTO A COLUMN OF COMPANIES. CHANGING DIRECTION EITHER BEFORE OR AFTER.	NO DIRECT METHOD OF CHANGE FOUND IN CASEY'S. THE BATTALION WOULD HAVE TO FORM LINE OF BATTLE AND THEN MARCH BY THE FLANK.	NO DIRECT METHOD OF CHANGE FOUND IN CASEY'S. THE BATTALION WOULD HAVE TO FORM LINE OF BATTLE, THEN FORM COLUMN OF DIVISIONS PER.	"FORM SQUARE, RIGHT AND LEFT INTO LINE WHEEL, MARCH."  C-999 - 1039 H-817 - 847	"FORM DIVISION COLUMNS, BATTALION, OUTWARD, - FACE, MARCH."  C-931